

Hillmar

Hillmar Industries Ltd.

7371 Vantage Way
Delta, BC V4G 1C9
P:604 946-7115 F:604 946-0329
info@hillmar.com www.hillmar.com

**HYD PWR UNIT 40-SBS4EN
HPT40-SBS4EN-MB1V3-550PR16
SPECIFICATION SHEET
SLS & MKTG
ENGLISH**

Sheet Number:

Job Number:

Form Number:
129-524-73185PT

Company / Project Reference:

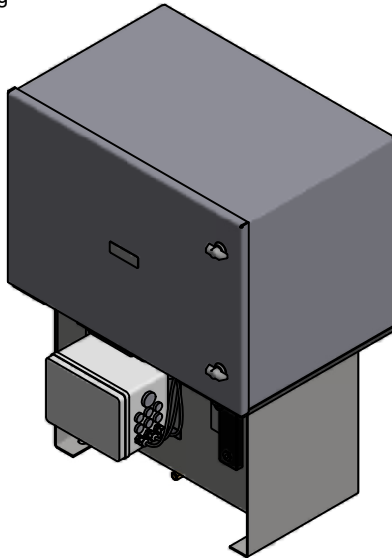
Date.:

Page.:

1 OF 1

Document Package No.: Rev.:

Inventor Drawing



FEATURE	CODE
Hydraulic power unit	HPT
Oil volume	40
Storm brake	SB
Enclosure SS304	S4EN
Manifold	MB1V3
Motor - pump	550PR16

Example for ordering

HPT40-SBS4EN-MB1V3-550PR16

TECHNICAL DATA

Motor size (kW)	5.5
Oil volume (L)	40
Maximum pressure (MPa)	16.8
Nominal flow 50/60 Hz (l/min)	18/21.6
Hydraulic fittings (oil supply) T1	-8 37° JIC
Mounting holes	4 x Ø18
Mounting bolts (CL8.8)	4 x M16
Tightening torque (Nm)	137
Weight w/o oil (kg)	145

NOMINAL SPECIFICATION

Stainless steel reservoir and enclosure.

Gear pump and high-pressure outlet filter.

Circuit manifold having check-valve, relief valve, normally open solenoid valve with manual override, pressure gauge with isolation valve, flow control, motor cut-out pressure switch.

Control voltage electrical junction box connection to be drilled to suit requirements by customer.

For electrical motor junction box connection see motor specification sheet for details.

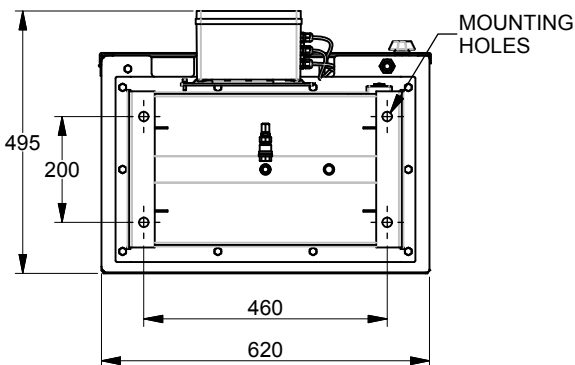
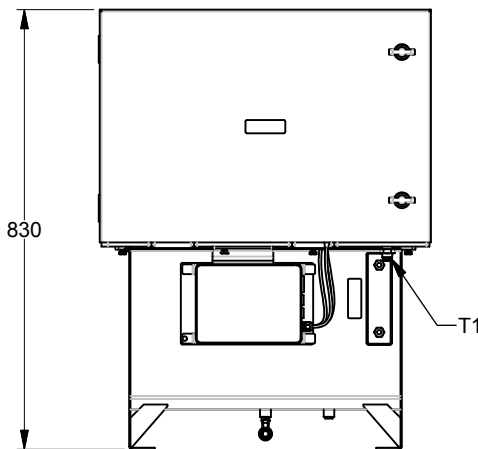
NOTES

Hillmar power units can be customized to suit customer's special requirements

All figures are nominal figures only

** ALL TECHNICAL DATA IS SUBJECT TO CHANGE WITHOUT NOTICE **

Hillmar works have a fully registered ISO 9001-2008 quality assurance programme (QCB #01-1525)



Document Template #710-101-62058